





(1) Start the lace at the center point (of the lace).



(2) Lace all the way down the butt stock, leaving the lace loose. NOTE - If you use your sling swivel, make sure its connected prior to tightening the lace!



(3) As you tighten the lace, squeeze each side and pull the slack out of the lace.



(4) Tie a square knot at the bottom.



(5) Using a pen, or pointed object, lift the weave and slide the loose end under each weave.



(6) Run the loose end all the way to the end.




(7) Do this on both sides.





(8) Cut the ends off after the last weave.



(9) Finished look.